








# Walking Audit Report

## Appendix B

Typeform Results








Who are the users for this facility?

3 out of 3 group leaders answered this question

	Bicyclists	3 / 100%
	Pedestrians	3 / 100%
	Students	3 / 100%
	Transit Users	3 / 100%
	Employers	1 / 33%
	Disabled	0 / 0%
	Retailers	0 / 0%






Which cross-section elements are present today?

3 out of 3 group leaders answered this question

	Bike Lane	3 / 100%
	Median	3 / 100%
	Sidewalk	3 / 100%
	Vehicle Lane	3 / 100%
	Bus Lane	1 / 33%
	Seating	1 / 33%
	Buffer between sidewalk and road	0 / 0%

Which cross-section elements that are present need to be upgraded (i.e. enlarged, enhanced)?








3 out of 3 group leaders answered this question

	Bike Lane	3 / 100%
	Sidewalk	2 / 67%
	Buffer between sidewalk and road	1 / 33%
	Bus Lane	0 / 0%
	Median	0 / 0%

	Seating	0 / 0%
	Vehicle Lane	0 / 0%

Which cross-section elements would you like to see in this corridor?

3 out of 3 group leaders answered this question

	Buffer between sidewalk and road	3 / 100%
	Seating	2 / 67%
	Bike Lane	1 / 33%
	Median	1 / 33%
	Sidewalk	1 / 33%
	Bus Lane	0 / 0%
	Vehicle Lane	0 / 0%

In general, do vehicles seem to be traveling a safe and comfortable speed?

3 out of 3 group leaders answered this question

Average: 5.00

1	2	3	4	5
---	---	---	---	---

Too Slow

Just Right

Too Fast

5	3 / 100%
---	----------

On average, how is the sidewalk pavement condition per block?

3 out of 3 group leaders answered this question

Average: 2.33

1	2	3	4	5
---	---	---	---	---

Many cracks, tripping hazards

Cosmetic blemishes, no effect on walking

Good as new

3	2 / 67%
---	---------

1	1 / 33%
---	---------

On average, are bus stop amenities provided (shade, seating) and easily accessed?

3 out of 3 group leaders answered this question

Average: 3.00

1	2	3	4	5
---	---	---	---	---

Bare stops

One or two amenities (seating no shelter, shelter but no path)

High quality



Do the pedestrian areas feel safe and secure?

3 out of 3 group leaders answered this question

Average: 2.33

1	2	3	4	5
---	---	---	---	---

Not safe or secure

Maybe safe in the daytime

Very safe and secure



Are public plazas and parks available and inviting?

3 out of 3 group leaders answered this question

Average: 3.00

1	2	3	4	5
---	---	---	---	---

None available

Limited availability, not inviting

Available and inviting



Do the buildings enhance the pedestrian environment or detract?

3 out of 3 group leaders answered this question

Average: 2.00

1	2	3	4	5
---	---	---	---	---

Detract (barren, oriented away from pedestrians)

Inviting, cater to sidewalk

1		1 / 33%
2		1 / 33%
3		1 / 33%

On average, how many shade trees do you see on both sides of the street, per block?

3 out of 3 group leaders answered this question

1	2-4		2 / 67%
2	0-1		1 / 33%
3	3-5		0 / 0%
4	6-10		0 / 0%
5	>10		0 / 0%

On average, how many crosswalks are visibly marked per block?

3 out of 3 group leaders answered this question

1	0		2 / 67%
2	3		1 / 33%
3	1		0 / 0%
4	2		0 / 0%
5	4		0 / 0%

I felt safe while walking along this corridor...

3 out of 3 group leaders answered this question

Average: 3.67

1	2	3	4	5
---	---	---	---	---

Not safe at all

Very Safe



I would choose to walk along this corridor in the future...

3 out of 3 group leaders answered this question

Average: 2.33



Never

Definitely



This corridor appears accessible to all types of users...

3 out of 3 group leaders answered this question

Average: 2.33



Not at all

Completely

