

TRANSPORTATION IMPROVEMENT PROGRAM

FY 2024-2028



Municipal Reports

Cooper City

APPROVED 7/13/2023

Transportation Improvement Program Overview

The Broward Metropolitan Planning Organization (MPO)'s Transportation Improvement Program (TIP) is a five-year program that prioritizes and documents the funding of transportation improvement projects the region expects to build over the next five years. The projects include reconstruction, maintenance, and operation of major highways, arterials, and intersections; maintenance and expansion of the public transit, aviation, and port systems; construction for bicycle paths, and improvements for pedestrians within the Broward region.

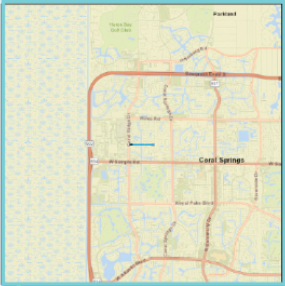
The Broward MPO updates the TIP annually and the MPO Board approves the TIP in July every year. The most recently approved TIP by the Board is the FY 2024-2028 TIP. The full TIP document is available at the link <https://browardmpo.org/core-products/transportation-improvement-program-tip>.

To help municipal partners review and monitor projects in the TIP falling in their jurisdiction, the Broward MPO has extracted a list of projects for each municipality from the FY 2024-2028 TIP. The list presented includes projects that fall in this municipal boundary but exclude county-wide and state-wide projects. The chart to the right illustrates how project information is organized.

How to Read the Broward MPO's TIP Pages

Broward MPO Transportation Improvement Program - FY 2024 - 2028

4455311 **NORTHWEST 39TH STREET FROM CORAL RIDGE DRIVE TO NORTHWEST 110TH AVENUE** Non-SIS



Work Summary: BIKE LANE/SIDEWALK **From:**

Lead Agency: CITY OF CORAL SPRINGS **To:**

Length: 0.6 **MTP Pg.:** 5-30

Phase	Fund Source	2024	2025	2026	2027	2028	Total
PE	SU	0	5,000	0	0	0	5,000
PE	TALLU	0	323,940	0	0	0	323,940
CST	SU	0	0	0	1,930,634	0	1,930,634
Total		0	328,940	0	1,930,634	0	2,259,574

Prior Year Cost:

Future Year Cost: 2,259,574

Total Project Cost: 2,259,574

Project Description: 2021 MPO CSLIP PRIORITY #18 LAP WITH CITY OF CORAL SPRINGS

- A **Project Identification**
Project Number (FM#)
Project Name
- B **Project Characteristics**
Work Summary
Lead Agency
Limits
Length
MTP Page Number
SIS Classification
- C **Financial Information**
Phase
Fund Source
Year Funds are Programmed
Prior Year Cost
Future Year Cost
Total Project Cost
- D **Project Description**
Additional information linked to the project
- E **Project Location Map**
Location of where the project will implemented

The TIP may be revised due to changes in project status, project cost, and/or available revenues. These changes can be either a TIP amendment or an administrative modification. To download most recent Municipal TIP Report, please visit <http://browarddev.dtstiptool.com/index.pl>

Steps to download the most recent Municipal TIP Report:

- Step 1: **Visit** <http://browarddev.dtstiptool.com/index.pl>
- Step 2: **Click** the tab titled “Database Search”
- Step 3: Next to the “Municipality” search feature, **click** on the dropdown icon to scroll and **select** the municipality of your choice.
- Step 4: Once the desired municipality is selected, the table below will filter projects to display only those that are within the municipal boundary. **Click** the “Get Report” button above the table.
- Step 5: A window will appear on your screen where you are presented options on how you would like the information displayed. **Read** through the options and **select** the one of your choice.
- Step 6: **Unselect** “Cover Page”
- Step 7: **Click** the “Generate Report” button on the bottom right of the window.
- Step 8: A new button will appear on the window, titled “Download Report”. **Click** this and you will be directed to a new tab with a downloadable PDF of your customized report.
- Step 9: **Enjoy!**

For questions please contact Christopher Restrepo at restrepoc@browardmpo.org or (954) 876-0061.

Legends and Abbreviations:

Funding Legend

Fund Code	Fund Code Description	Funding Source
ACCM	ADVANCE CONSTRUCTION (CM)	Federal
ACFP	AC FREIGHT PROG (NFP)	Federal
ACID	ADV CONSTRUCTION SAFETY (HSID)	Federal
ACNP	ADVANCE CONSTRUCTION NHPP	Federal
ACNR	AC NAT HWY PERFORM RESURFACING	Federal
ACSA	ADVANCE CONSTRUCTION (SA)	Federal
ACSL	ADVANCE CONSTRUCTION (SL)	Federal
ACSS	ADVANCE CONSTRUCTION (SS,HSP)	Federal
ACSU	ADVANCE CONSTRUCTION (SU)	Federal
BNIR	INTRASTATE R/W & BRIDGE BONDS	R/W and Bridge Bonds
BRRP	STATE BRIDGE REPAIR & REHAB	State 100%
CIGP	COUNTY INCENTIVE GRANT PROGRAM	State 100%
CM	CONGESTION MITIGATION - AQ	Federal
D	UNRESTRICTED STATE PRIMARY	State 100%
DC	STATE PRIMARY PE CONSULTANTS	State 100%
DDR	DISTRICT DEDICATED REVENUE	State 100%
DI	ST. - S/W INTER/INTRASTATE HWY	State 100%
DIH	STATE IN-HOUSE PRODUCT SUPPORT	State 100%
DIOH	STATE 100% - OVERHEAD	State 100%
DIS	STRATEGIC INTERMODAL SYSTEM	State 100%
DITS	STATEWIDE ITS - STATE 100%.	State 100%
DL	LOCAL FUNDS - PTO - BUDGETED	Local
DPTO	STATE - PTO	State 100%
DS	STATE PRIMARY HIGHWAYS & PTO	State 100%
DSB2	EVERGLADES PKY/ALLIGATOR ALLEY	Toll/Turnpike
DSBD	I-95 EXPRESS LANES	Toll/Turnpike
DSBF	I-595	Toll/Turnpike
DSPC	SERVICE PATROL CONTRACT	State 100%
EB	EQUITY BONUS	Federal
FAA	FEDERAL AVIATION ADMIN	Federal
FCO	PRIMARY/FIXED CAPITAL OUTLAY	State 100%

FINC	FINANCING CORP	State 100%
FTA	FEDERAL TRANSIT ADMINISTRATION	Federal
FTA	Flexed FHWA to FTA funds	Federal
FTAT	FHWA TRANSFER TO FTA (NON-BUD)	Federal Earmark
GFNP	NP FEDERAL RELIEF GENERAL FUND	Federal
GFSA	GF STPBG ANY AREA	Federal
GFSU	GF STPBG >200 (URBAN)	Federal
GMR	GROWTH MANAGEMENT FOR SIS	State 100%
HSP	SAFETY (HIWAY SAFETY PROGRAM)	Federal
IM	INTERSTATE MAINTENANCE	Federal
LF	LOCAL FUNDS	Local
LFP	LOCAL FUNDS FOR PARTICIPATING	Local
NFP	NATIONAL FREIGHT PROGRAM	Federal
NHPP	IM, BRDG REPL, NATNL HWY-MAP21	Federal
NHTS	NATIONAL HWY TRAFFIC SAFETY	Federal
PKBD	TURNPIKE MASTER BOND FUND	Toll/Turnpike
PKLF	LOCAL SUPPORT FOR TURNPIKE	Local
PKM1	TURNPIKE TOLL MAINTENANCE	Toll/Turnpike
PKYI	TURNPIKE IMPROVEMENT	Toll/Turnpike
PKYO	TURNPIKE TOLL COLLECTION/OPER.	Toll/Turnpike
PKYR	TURNPIKE RENEWAL & REPLACEMENT	Toll/Turnpike
PL	METRO PLAN (85% FA; 15% OTHER)	Federal
PORB	PORT FUNDS RETURNED FROM BONDS	State 100%
PORT	SEAPORTS	State 100%
RED	REDISTR. OF FA (SEC 1102F)	Federal
REPE	REPURPOSED FEDERAL EARMARKS	Federal Earmark
ROWR	ROW LEASE REVENUES	State 100%
SA	STP, ANY AREA	Federal
SED	STATE ECONOMIC DEVELOPMENT	State 100%
SIWR	2015 SB2514A-STRATEGIC INT SYS	State 100%
SPN	PROCEED FROM SPONSOR AGREEMENT	State 100%
SR2T	SAFE ROUTES - TRANSFER	Federal
STED	2012 SB1998-STRATEGIC ECON COR	State 100%
SU	STP, URBAN AREAS > 200K	Federal
TALT	TRANSPORTATION ALTS- ANY AREA	Federal

TALU	TRANSPORTATION ALTS- >200K	Federal
TDTF	TRANS DISADV -TRUST FUND	State 100%
TDTF/TDDR	TRANS DISADV -TRUST FUND/DDR USE	State 100%
TDVD	TRANSPORTATION DIS- ADVANTAGE VOLUNTARY DOLLARS	Local
TFRT	TOLL FACILITY REVOLVING TF	Local
TM02	EVERGLADES PARKWAY	Toll/Turnpike
TMBD	I-95 EXPRESS LANES	Toll/Turnpike
TMBG	I-75 ML TOLL MAINTENANCE	Toll/Turnpike
TO02	EVERGLADES PARKWAY	Toll/Turnpike
TO10	SAWGRASS EXPRESSWAY	Toll/Turnpike
TOBD	I-95 EXPRESS LANES	Toll/Turnpike
TOBF	I-595	Toll/Turnpike
TOBG	I-75 ML TOLL OPERATIONS	Toll/Turnpike
TRIP	TRANS REGIONAL INCENTIVE PROGM	State 100%
TRWR	2015 SB2514A-TRAN REG INCT PRG	State 100%
TTP	Tribal Transportation Program	Federal

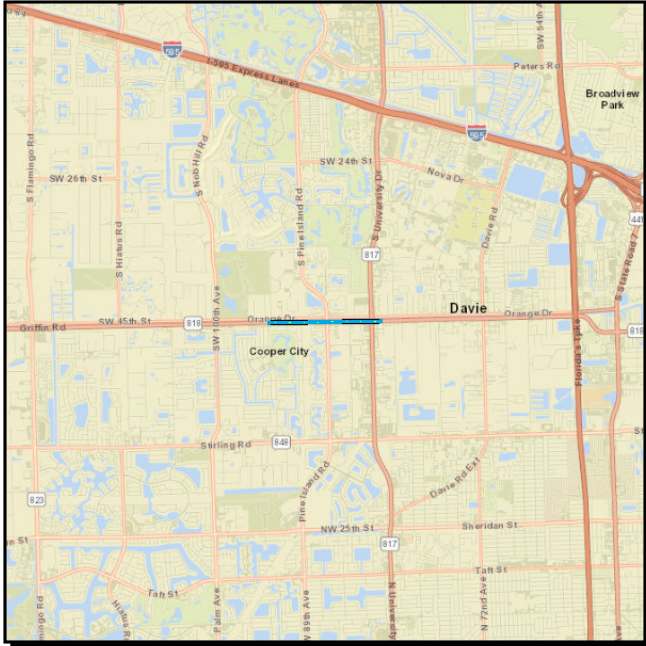
Phase Code Legend

Phase Abbreviation	Phase Group
ADM	ADMINISTRATION
CAP	CAPITAL
CST	CONSTRUCTION
DSB	DESIGN BUILD
ENV	ENVIRONMENTAL
INC	CONTRACT INCENTIVES
MNT	BRDG/RDWY/CONTRACT MAINT
OPS	OPERATIONS
PDE	P D & E
PE	PRELIMINARY ENGINEERING
PLN	PLANNING
ROW	RIGHT OF WAY
RRU	RAILROAD & UTILITIES
UPWP	Unified Planning Work Program

Section 1 - HIGHWAYS

4483991 SR-818 / GRIFFIN ROAD FROM WEST OF SW 90TH AVENUE TO SUNDANCE WAY

Non-SIS



Work Summary: RESURFACING **From:**
To:
Lead Agency: FDOT **Length:** 1.417
MTP Pg.: 5-36

Phase	Fund Source	2024	2025	2026	2027	2028	Total
PE	DIH	28,702	0	0	0	0	28,702
PE	DS	120,000	0	0	0	0	120,000
CST	DS	0	0	1,448,328	0	0	1,448,328
CST	DIH	0	0	131,688	0	0	131,688
CST	DDR	0	0	2,808,191	0	0	2,808,191
Total		148,702	0	4,388,207	0	0	4,536,909

Prior Year Cost: 253,702

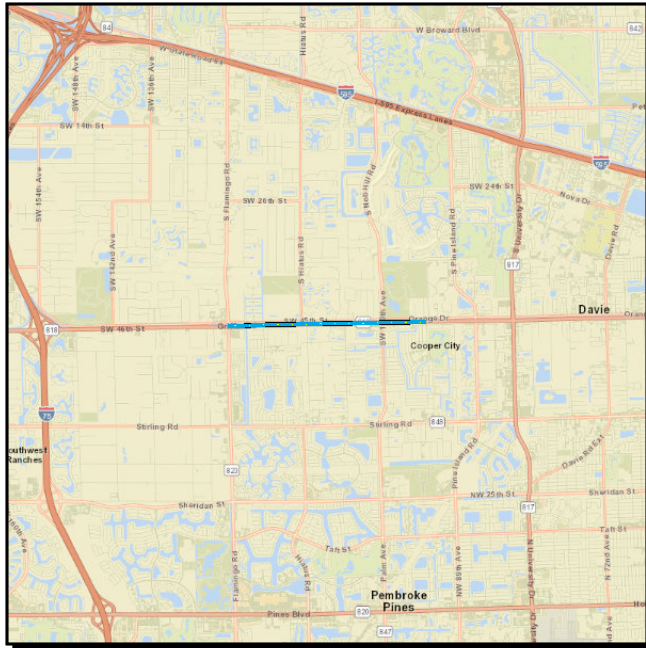
Future Year Cost:

Total Project Cost: 4,790,611

Project Description:

4463711 SR-818/GRIFFIN ROAD FROM SR-823/FLAMINGO ROAD TO W OF SW 90TH AVENUE

Non-SIS



Work Summary: RESURFACING **From:**
To:
Lead Agency: FDOT **Length:** 2.527
MTP Pg.: 5-36

Phase	Fund Source	2024	2025	2026	2027	2028	Total
CST	DS	2,002,092	0	0	0	0	2,002,092
CST	DIH	68,628	0	0	0	0	68,628
CST	DDR	4,462,890	0	0	0	0	4,462,890
Total		6,533,610	0	0	0	0	6,533,610

Prior Year Cost: 450,767
Future Year Cost:
Total Project Cost: 6,984,377
Project Description: