

TRANSPORTATION IMPROVEMENT PROGRAM

FY 2024-2028



Municipal Reports

Lauderdale By The Sea

APPROVED 7/13/2023

For complaints, questions or concerns about civil rights or nondiscrimination; or for special requests under the Americans with Disabilities Act, please contact: Carl Ema Title VI Coordinator at (954) 876-0052 or emac@browardmpo.org

Transportation Improvement Program Overview

The Broward Metropolitan Planning Organization (MPO)'s Transportation Improvement Program (TIP) is a five-year program that prioritizes and documents the funding of transportation improvement projects the region expects to build over the next five years. The projects include reconstruction, maintenance, and operation of major highways, arterials, and intersections; maintenance and expansion of the public transit, aviation, and port systems; construction for bicycle paths, and improvements for pedestrians within the Broward region.

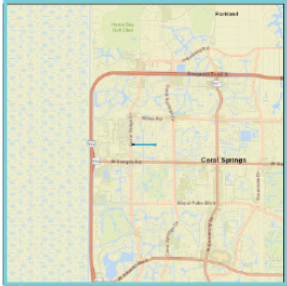
The Broward MPO updates the TIP annually and the MPO Board approves the TIP in July every year. The most recently approved TIP by the Board is the FY 2024-2028 TIP. The full TIP document is available at the link <https://browardmpo.org/core-products/transportation-improvement-program-tip>.

To help municipal partners review and monitor projects in the TIP falling in their jurisdiction, the Broward MPO has extracted a list of projects for each municipality from the FY 2024-2028 TIP. The list presented includes projects that fall in this municipal boundary but exclude county-wide and state-wide projects. The chart to the right illustrates how project information is organized.

How to Read the Broward MPO's TIP Pages

Broward MPO Transportation Improvement Program - FY 2024 - 2028

4455311
NORTHWEST 39TH STREET FROM CORAL RIDGE DRIVE TO NORTHWEST 110TH AVENUE
Non-SIS



Work Summary: BIKE LANE/SIDEWALK **From:**

To:

Lead Agency: CITY OF CORAL SPRINGS **Length:** 0.6

MTP Pg.: 5-30

| Phase | Fund Source | 2024 | 2025 | 2026 | 2027 | 2028 | Total |
|--------------|-------------|----------|----------------|----------|------------------|----------|------------------|
| PE | SU | 0 | 5,000 | 0 | 0 | 0 | 5,000 |
| PE | TALU | 0 | 323,940 | 0 | 0 | 0 | 323,940 |
| CST | SU | 0 | 0 | 0 | 1,930,634 | 0 | 1,930,634 |
| Total | | 0 | 328,940 | 0 | 1,930,634 | 0 | 2,259,574 |

Prior Year Cost:

Future Year Cost: 2,259,574

Total Project Cost: 2,259,574

Project Description: 2021 MPO CSLIP PRIORITY #18 LAP WITH CITY OF CORAL SPRINGS

- A **Project Identification**
 Project Number (FM#)
 Project Name
- B **Project Characteristics**
 Work Summary
 Lead Agency
 Limits
 Length
 MTP Page Number
 SIS Classification
- C **Financial Information**
 Phase
 Fund Source
 Year Funds are Programmed
 Prior Year Cost
 Future Year Cost
 Total Project Cost
- D **Project Description**
 Additional information linked to the project
- E **Project Location Map**
 Location of where the project will implemented

The TIP may be revised due to changes in project status, project cost, and/or available revenues. These changes can be either a TIP amendment or an administrative modification. To download most recent Municipal TIP Report, please visit <http://browarddev.dtstiptool.com/index.pl>

Steps to download the most recent Municipal TIP Report:

- Step 1: **Visit** <http://browarddev.dtstiptool.com/index.pl>
- Step 2: **Click** the tab titled “Database Search”
- Step 3: Next to the “Municipality” search feature, **click** on the dropdown icon to scroll and **select** the municipality of your choice.
- Step 4: Once the desired municipality is selected, the table below will filter projects to display only those that are within the municipal boundary. **Click** the “Get Report” button above the table.
- Step 5: A window will appear on your screen where you are presented options on how you would like the information displayed. **Read** through the options and **select** the one of your choice.
- Step 6: **Unselect** “Cover Page”
- Step 7: **Click** the “Generate Report” button on the bottom right of the window.
- Step 8: A new button will appear on the window, titled “Download Report”. **Click** this and you will be directed to a new tab with a downloadable PDF of your customized report.
- Step 9: **Enjoy!**

For questions please contact Christopher Restrepo at restrepoc@browardmpo.org or (954) 876-0061.

Legends and Abbreviations:

Funding Legend

| Fund Code | Fund Code Description | Funding Source |
|-----------|--------------------------------|----------------------|
| ACCM | ADVANCE CONSTRUCTION (CM) | Federal |
| ACFP | AC FREIGHT PROG (NFP) | Federal |
| ACID | ADV CONSTRUCTION SAFETY (HSID) | Federal |
| ACNP | ADVANCE CONSTRUCTION NHPP | Federal |
| ACNR | AC NAT HWY PERFORM RESURFACING | Federal |
| ACSA | ADVANCE CONSTRUCTION (SA) | Federal |
| ACSL | ADVANCE CONSTRUCTION (SL) | Federal |
| ACSS | ADVANCE CONSTRUCTION (SS,HSP) | Federal |
| ACSU | ADVANCE CONSTRUCTION (SU) | Federal |
| BNIR | INTRASTATE R/W & BRIDGE BONDS | R/W and Bridge Bonds |
| BRRP | STATE BRIDGE REPAIR & REHAB | State 100% |
| CIGP | COUNTY INCENTIVE GRANT PROGRAM | State 100% |
| CM | CONGESTION MITIGATION - AQ | Federal |
| D | UNRESTRICTED STATE PRIMARY | State 100% |
| DC | STATE PRIMARY PE CONSULTANTS | State 100% |
| DDR | DISTRICT DEDICATED REVENUE | State 100% |
| DI | ST. - S/W INTER/INTRASTATE HWY | State 100% |
| DIH | STATE IN-HOUSE PRODUCT SUPPORT | State 100% |
| DIOH | STATE 100% - OVERHEAD | State 100% |
| DIS | STRATEGIC INTERMODAL SYSTEM | State 100% |
| DITS | STATEWIDE ITS - STATE 100%. | State 100% |
| DL | LOCAL FUNDS - PTO - BUDGETED | Local |
| DPTO | STATE - PTO | State 100% |
| DS | STATE PRIMARY HIGHWAYS & PTO | State 100% |
| DSB2 | EVERGLADES PKY/ALLIGATOR ALLEY | Toll/Turnpike |
| DSBD | I-95 EXPRESS LANES | Toll/Turnpike |
| DSBF | I-595 | Toll/Turnpike |
| DSPC | SERVICE PATROL CONTRACT | State 100% |
| EB | EQUITY BONUS | Federal |
| FAA | FEDERAL AVIATION ADMIN | Federal |
| FCO | PRIMARY/FIXED CAPITAL OUTLAY | State 100% |

| | | |
|------|--------------------------------|-----------------|
| FINC | FINANCING CORP | State 100% |
| FTA | FEDERAL TRANSIT ADMINISTRATION | Federal |
| FTA | Flexed FHWA to FTA funds | Federal |
| FTAT | FHWA TRANSFER TO FTA (NON-BUD) | Federal Earmark |
| GFNP | NP FEDERAL RELIEF GENERAL FUND | Federal |
| GFSA | GF STPBG ANY AREA | Federal |
| GFSU | GF STPBG >200 (URBAN) | Federal |
| GMR | GROWTH MANAGEMENT FOR SIS | State 100% |
| HSP | SAFETY (HIWAY SAFETY PROGRAM) | Federal |
| IM | INTERSTATE MAINTENANCE | Federal |
| LF | LOCAL FUNDS | Local |
| LFP | LOCAL FUNDS FOR PARTICIPATING | Local |
| NFP | NATIONAL FREIGHT PROGRAM | Federal |
| NHPP | IM, BRDG REPL, NATNL HWY-MAP21 | Federal |
| NHTS | NATIONAL HWY TRAFFIC SAFETY | Federal |
| PKBD | TURNPIKE MASTER BOND FUND | Toll/Turnpike |
| PKLF | LOCAL SUPPORT FOR TURNPIKE | Local |
| PKM1 | TURNPIKE TOLL MAINTENANCE | Toll/Turnpike |
| PKYI | TURNPIKE IMPROVEMENT | Toll/Turnpike |
| PKYO | TURNPIKE TOLL COLLECTION/OPER. | Toll/Turnpike |
| PKYR | TURNPIKE RENEWAL & REPLACEMENT | Toll/Turnpike |
| PL | METRO PLAN (85% FA; 15% OTHER) | Federal |
| PORB | PORT FUNDS RETURNED FROM BONDS | State 100% |
| PORT | SEAPORTS | State 100% |
| RED | REDISTR. OF FA (SEC 1102F) | Federal |
| REPE | REPURPOSED FEDERAL EARMARKS | Federal Earmark |
| ROWR | ROW LEASE REVENUES | State 100% |
| SA | STP, ANY AREA | Federal |
| SED | STATE ECONOMIC DEVELOPMENT | State 100% |
| SIWR | 2015 SB2514A-STRATEGIC INT SYS | State 100% |
| SPN | PROCEED FROM SPONSOR AGREEMENT | State 100% |
| SR2T | SAFE ROUTES - TRANSFER | Federal |
| STED | 2012 SB1998-STRATEGIC ECON COR | State 100% |
| SU | STP, URBAN AREAS > 200K | Federal |
| TALT | TRANSPORTATION ALTS- ANY AREA | Federal |

| | | |
|-----------|---|---------------|
| TALU | TRANSPORTATION ALTS- >200K | Federal |
| TDTF | TRANS DISADV -TRUST FUND | State 100% |
| TDTF/TDDR | TRANS DISADV -TRUST FUND/DDR USE | State 100% |
| TDVD | TRANSPORTATION DIS- ADVANTAGE VOLUNTARY DOLLARS | Local |
| TFRT | TOLL FACILITY REVOLVING TF | Local |
| TM02 | EVERGLADES PARKWAY | Toll/Turnpike |
| TMBD | I-95 EXPRESS LANES | Toll/Turnpike |
| TMBG | I-75 ML TOLL MAINTENANCE | Toll/Turnpike |
| TO02 | EVERGLADES PARKWAY | Toll/Turnpike |
| TO10 | SAWGRASS EXPRESSWAY | Toll/Turnpike |
| TOBD | I-95 EXPRESS LANES | Toll/Turnpike |
| TOBF | I-595 | Toll/Turnpike |
| TOBG | I-75 ML TOLL OPERATIONS | Toll/Turnpike |
| TRIP | TRANS REGIONAL INCENTIVE PROGM | State 100% |
| TRWR | 2015 SB2514A-TRAN REG INCT PRG | State 100% |
| TTP | Tribal Transportation Program | Federal |

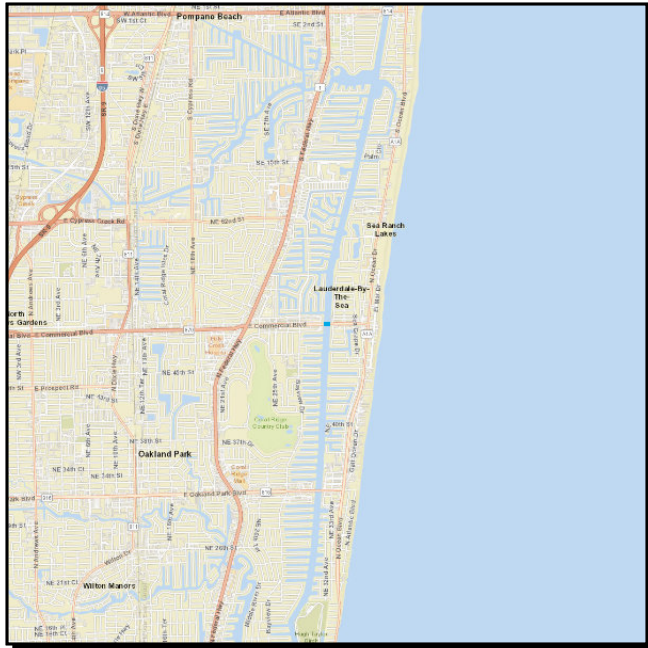
Phase Code Legend

| Phase Abbreviation | Phase Group |
|--------------------|-------------------------------|
| ADM | ADMINISTRATION |
| CAP | CAPITAL |
| CST | CONSTRUCTION |
| DSB | DESIGN BUILD |
| ENV | ENVIRONMENTAL |
| INC | CONTRACT INCENTIVES |
| MNT | BRDG/RDWY/CONTRACT MAINT |
| OPS | OPERATIONS |
| PDE | P D & E |
| PE | PRELIMINARY ENGINEERING |
| PLN | PLANNING |
| ROW | RIGHT OF WAY |
| RRU | RAILROAD & UTILITIES |
| UPWP | Unified Planning Work Program |

Section 1 - HIGHWAYS

4505871 SR-870/COMMERCIAL BLVD BRIDGE # 860144

Non-SIS



Work Summary: BRIDGE REHABILITATION

From:

To:

Lead Agency: FDOT

Length: 0.068

MTP Pg.: 5-36

| Phase | Fund Source | 2024 | 2025 | 2026 | 2027 | 2028 | Total |
|--------------|-------------|----------------|----------------|----------|------------------|----------|------------------|
| PE | DIH | 118,491 | 0 | 0 | 0 | 0 | 118,491 |
| PE | BRRP | 427,884 | 427,884 | 0 | 0 | 0 | 855,768 |
| CST | DIH | 0 | 0 | 0 | 110,888 | 0 | 110,888 |
| CST | BRRP | 0 | 0 | 0 | 8,538,345 | 0 | 8,538,345 |
| Total | | 546,375 | 427,884 | 0 | 8,649,233 | 0 | 9,623,492 |

Prior Year Cost:

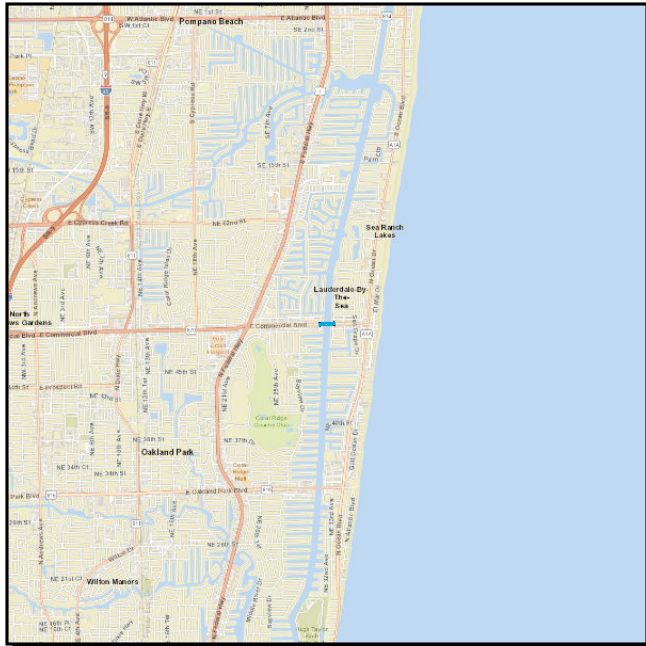
Future Year Cost:

Total Project Cost: 9,623,492

Project Description: MOVABLE BRIDGE REHABILITATION (ELECTRICAL, MECHANICAL AND STRUCTURAL COMPONENTS) OVER INTRACOASTAL WATERWAY

4458911 SR-870/COMMERCIAL BLVD BRIDGE OVER ICWW

Non-SIS



Work Summary: FEASIBILITY STUDY

From:

To:

Lead Agency: FDOT

Length: 0.114

MTP Pg.: 5-3

| Phase | Fund Source | 2024 | 2025 | 2026 | 2027 | 2028 | Total |
|--------------|-------------|------------------|----------|----------|----------|----------|------------------|
| PE | DDR | 1,538,486 | 0 | 0 | 0 | 0 | 1,538,486 |
| PE | SA | 1,538,486 | 0 | 0 | 0 | 0 | 1,538,486 |
| PE | ACSA | 384,621 | 0 | 0 | 0 | 0 | 384,621 |
| Total | | 3,461,593 | 0 | 0 | 0 | 0 | 3,461,593 |

Prior Year Cost: 147,846

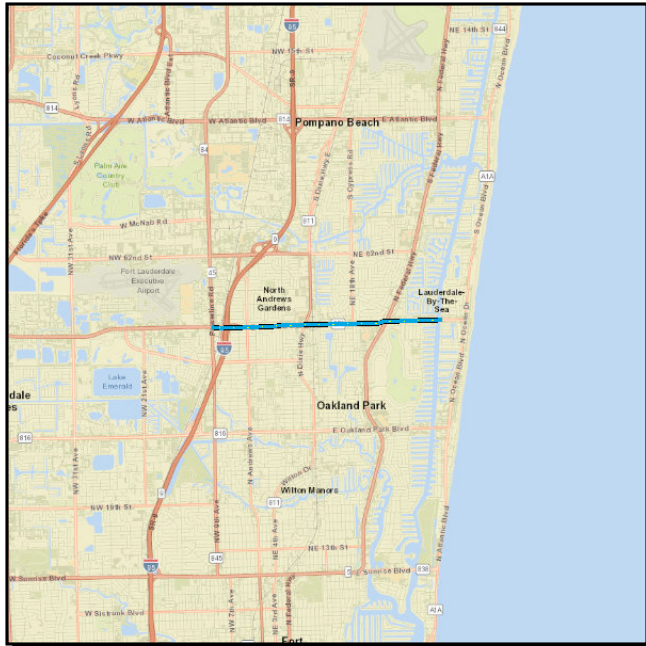
Future Year Cost:

Total Project Cost: 3,609,439

Project Description: FEASIBILITY STUDY BIKE/PED FEATURES

4461821 SR-870/COMMERCIAL BLVD FR SR-845/POWERLINE RD TO E OF A1A/N OCEAN DR

SIS



Work Summary: RESURFACING

From:

To:

Lead Agency: FDOT

Length: 3.663

MTP Pg.: 5-3

| Phase | Fund Source | 2024 | 2025 | 2026 | 2027 | 2028 | Total |
|--------------|-------------|------------------|---------------|----------|----------|----------|------------------|
| CST | DIH | 106,907 | 27,503 | 0 | 0 | 0 | 134,410 |
| CST | SA | 4,526,425 | 0 | 0 | 0 | 0 | 4,526,425 |
| CST | DDR | 1,232,785 | 0 | 0 | 0 | 0 | 1,232,785 |
| CST | ACSA | 2,640,931 | 0 | 0 | 0 | 0 | 2,640,931 |
| Total | | 8,507,048 | 27,503 | 0 | 0 | 0 | 8,534,551 |

Prior Year Cost: 1,219,286

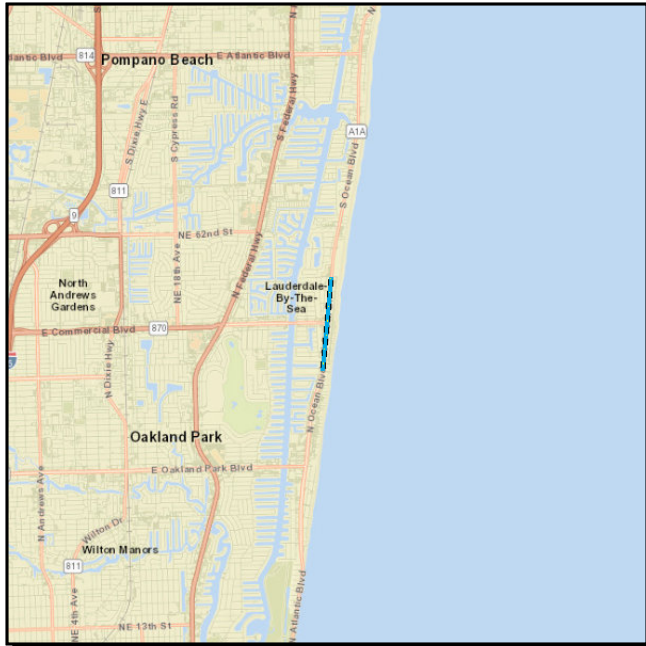
Future Year Cost:

Total Project Cost: 9,753,837

Project Description: G/W: 441944-1;441944-2

4484051 SR-A1A FROM FLAMINGO AVENUE TO SOUTH OF PINE AVE

Non-SIS



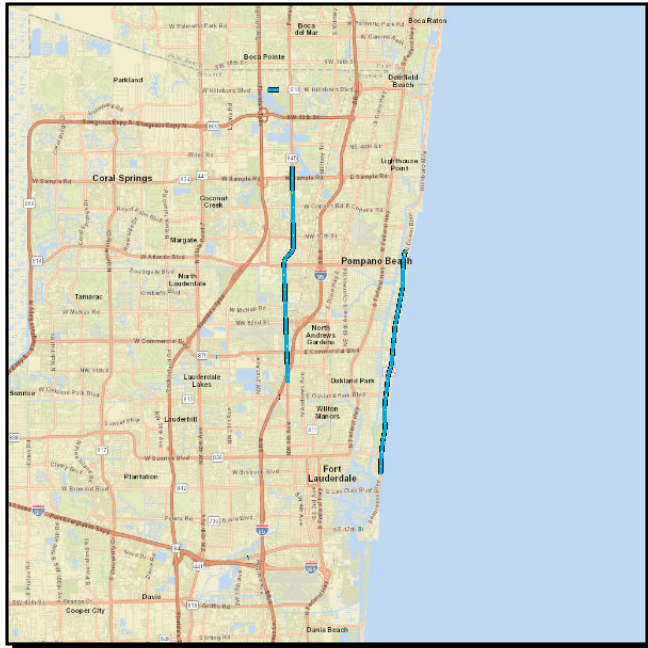
Work Summary: RESURFACING
From:
To:
Lead Agency: FDOT
Length: 1.009
MTP Pg.: 5-36

| Phase | Fund Source | 2024 | 2025 | 2026 | 2027 | 2028 | Total |
|--------------|-------------|---------------|----------|------------------|----------|----------|------------------|
| PE | DIH | 15,924 | 0 | 0 | 0 | 0 | 15,924 |
| CST | DS | 0 | 0 | 2,657,015 | 0 | 0 | 2,657,015 |
| CST | DIH | 0 | 0 | 94,761 | 0 | 0 | 94,761 |
| CST | DDR | 0 | 0 | 317,431 | 0 | 0 | 317,431 |
| Total | | 15,924 | 0 | 3,069,207 | 0 | 0 | 3,085,131 |

Prior Year Cost: 546,578
Future Year Cost:
Total Project Cost: 3,631,709
Project Description:

4515762 TSPA REPLACEMENT PROJECT BROWARD COUNTY

Non-SIS



Work Summary: TRAFFIC SIGNALS

From:

To:

Lead Agency: FDOT

Length: 15.7

MTP Pg.: 5-36

| Phase | Fund Source | 2024 | 2025 | 2026 | 2027 | 2028 | Total |
|--------------|-------------|----------------|----------|----------|----------|----------|----------------|
| PE | DDR | 750,000 | 0 | 0 | 0 | 0 | 750,000 |
| Total | | 750,000 | 0 | 0 | 0 | 0 | 750,000 |

Prior Year Cost:

Future Year Cost:

Total Project Cost: 750,000

Project Description: