



Walking Audit Virtual Appendix

City of Coconut Creek:

Lyons Road



January 2015

CITY OF COCONUT CREEK WALKING AUDIT – VIRTUAL APPENDIX

TABLE OF CONTENTS

VIRTUAL APPENDIX A: PARTICIPANT PHOTOGRAPHS 3

- Photo 01: NW Corner of Lyons Road and Coconut Creek Boulevard 3
- Photo 02: NE Corner of Lyons Road and Coconut Creek Boulevard 3
- Photo 03: Heavily Trafficked Bus Shelter, East of Lyons Plaza 4
- Photo 04: Lack of Seating at Heavily Trafficked Bus Shelter, East of Lyons Plaza 4
- Photo 05: Bus Stop Without Amenities or ADA Landing Pad, East of Lyons Plaza 5
- Photo 06: Bus Stop Without Amenities or ADA Landing Pad, East of Lyons Plaza 5
- Photo 07: Diagonal Crosswalk, East of Lyons Plaza Without Crosswalk 6
- Photo 08: Utility Pole within the Sidewalk Path, on West side of Lyons Road 6
- Photo 09: Example of Cracks in the Sidewalk, Along Lyons Road 7
- Photo 10: Great Example of Shade from a Tree Over the Sidewalk, East of Lyons Plaza 7
- Photo 11: Pothole on the NW Corner of Lyons Road and Lyons Plaza 8
- Photo 12: Example of Poorly Designed, Labeled and Inconsistent Pedestrian Signage 8
- Photo 13: Example of Construction Debris on the Side of the Road, West Side of Lyons Road 9
- Photo 14: Example of Construction Debris on the Side of the Road, West Side of Lyons Road 9
- Photo 15: Wooden Utility Pole with Loose Metal Pieces, West Side of Lyons Road 10
- Photo 16: Wide Intersection at Copans Road and Lyons Road, Without Crosswalks 10
- Photo 17: Goldenrain Tree Park, East Side of Lyons Road, South of Copans Road 11
- Photo 18: Goldenrain Tree Park, Looking East from Lyons Road 11
- Photo 19: Pedestrian Push Buttons and Signage at Lyons Road and Hammock Boulevard 12
- Photo 20: SW Corner of Lyons Road and Hammock Boulevard, No Shade or Placemaking 12
- Photo 21: Privately Constructed Bus Shelter, Not Aligned with Bus Stop 13
- Photo 22: SE Corner of Lyons Road and Copans Road, Sand Dangerously Spilling onto Sidewalk 13
- Photo 23: Examples of Broken Electrical Boxes and Bus Stop Without Amenities or ADA Facilities 14
- Photo 24: Overgrown Vegetation Intruding into Sidewalk, but Welcomed Shade over Sidewalk 14
- Photo 25: Long Stretch of Lyons Road without Shade, Difficult for Pedestrians in the Sun or Rain 15
- Photo 26: Example of Motor Vehicles in Pedestrian Pathway, Potentially Due to No Crosswalk 15
- Photo 27: Wooden Utility Pole with Black Tar Covering It 16
- Photo 28: Multimodal Pathway Adjacent to the Coconut Creek Community Center 16

VIRTUAL APPENDIX B: WALKING AUDIT FORM 17

VIRTUAL APPENDIX C: EVENT EVALUATION SURVEY SUMMARY 19

VIRTUAL APPENDIX A: PARTICIPANT PHOTOGRAPHS

Online Album

<https://www.flickr.com/photos/92269491@N06/sets/72157648126732048/>

Examples of Team Findings

The examples of teams' findings presented in this section are organized by ID number, referencing Map 03 (within the Walking Audit Final Report).

Photo 01: NW Corner of Lyons Road and Coconut Creek Boulevard



Photo 02: NE Corner of Lyons Road and Coconut Creek Boulevard



Photo 03: Heavily Trafficked Bus Shelter, East of Lyons Plaza



Photo 04: Lack of Seating at Heavily Trafficked Bus Shelter, East of Lyons Plaza



Photo 05: Bus Stop Without Amenities or ADA Landing Pad, East of Lyons Plaza



Photo 06: Bus Stop Without Amenities or ADA Landing Pad, East of Lyons Plaza



Photo 07: Diagonal Crosswalk, East of Lyons Plaza Without Crosswalk



Photo 08: Utility Pole within the Sidewalk Path, on West side of Lyons Road



Photo 09: Example of Cracks in the Sidewalk, Along Lyons Road



Photo 10: Great Example of Shade from a Tree Over the Sidewalk, East of Lyons Plaza



Photo 11: Pothole on the NW Corner of Lyons Road and Lyons Plaza



Photo 12: Example of Poorly Designed, Labeled and Inconsistent Pedestrian Signage



Photo 13: Example of Construction Debris on the Side of the Road, West Side of Lyons Road



Photo 14: Example of Construction Debris on the Side of the Road, West Side of Lyons Road



Photo 15: Wooden Utility Pole with Loose Metal Pieces, West Side of Lyons Road



Photo 16: Wide Intersection at Copans Road and Lyons Road, Without Crosswalks



Photo 17: Goldenrain Tree Park, East Side of Lyons Road, South of Copans Road



Photo 18: Goldenrain Tree Park, Looking East from Lyons Road



Photo 19: Pedestrian Push Buttons and Signage at Lyons Road and Hammock Boulevard



Photo 20: SW Corner of Lyons Road and Hammock Boulevard, No Shade or Placemaking



Photo 21: Privately Constructed Bus Shelter, Not Aligned with Bus Stop



Photo 22: SE Corner of Lyons Road and Copans Road, Sand Dangerously Spilling onto Sidewalk



Photo 23: Examples of Broken Electrical Boxes and Bus Stop Without Amenities or ADA Facilities



Photo 24: Overgrown Vegetation Intruding into Sidewalk, but Welcomed Shade over Sidewalk




Photo 25: Long Stretch of Lyons Road without Shade, Difficult for Pedestrians in the Sun or Rain



Photo 26: Example of Motor Vehicles in Pedestrian Pathway, Potentially Due to No Crosswalk



Photo 27: Wooden Utility Pole with Black Tar Covering It





Photo 28: Multimodal Pathway Adjacent to the Coconut Creek Community Center



VIRTUAL APPENDIX B: WALKING AUDIT FORM

Walking Audit Form – Page One

	<h3>Walking Audit Form</h3>																			
Team # _____ Route # _____																				
Things to look for:	What else did you experience?	What should we do?																		
<p style="text-align: center;">Did you have room to walk?</p> <ul style="list-style-type: none"> <input type="checkbox"/> Sidewalks or paths started and stopped abruptly <input type="checkbox"/> Sidewalks were broken or excessively cracked <input type="checkbox"/> Sidewalks were blocked by poles, signs, shrubbery, dumpsters, vegetation, etc <input type="checkbox"/> No sidewalks, paths, or safe shoulder to walk along <input type="checkbox"/> Dangerous traffic conflicting with pedestrian walkability <p style="text-align: center;">Rating: 1 2 3 4 5 6</p>																				
<p style="text-align: center;">Was it easy to cross streets?</p> <ul style="list-style-type: none"> <input type="checkbox"/> Road was too wide to feel comfortable crossing on foot <input type="checkbox"/> Traffic signals caused too long a wait and/or did not provide enough time to comfortably cross <input type="checkbox"/> Parked cars blocked the view of traffic <input type="checkbox"/> Trees or plants blocked the view of traffic <input type="checkbox"/> Curb ramps or sidewalk ramps needed repair <input type="checkbox"/> Crosswalks were not clearly marked <p style="text-align: center;">Rating: 1 2 3 4 5 6</p>																				
<table border="1" style="margin: auto; border-collapse: collapse;"> <tr> <th colspan="6">Rating Scale</th> </tr> <tr> <td style="text-align: center;">1</td> <td style="text-align: center;">2</td> <td style="text-align: center;">3</td> <td style="text-align: center;">4</td> <td style="text-align: center;">5</td> <td style="text-align: center;">6</td> </tr> <tr> <td style="text-align: center;">Awful</td> <td style="text-align: center;">Many Problems</td> <td style="text-align: center;">Some Problems</td> <td style="text-align: center;">Good</td> <td style="text-align: center;">Very Good</td> <td style="text-align: center;">Excellent</td> </tr> </table>			Rating Scale						1	2	3	4	5	6	Awful	Many Problems	Some Problems	Good	Very Good	Excellent
Rating Scale																				
1	2	3	4	5	6															
Awful	Many Problems	Some Problems	Good	Very Good	Excellent															

Walking Audit Form – Page Two

Things to look for:	What else did you experience?	What should we do?																		
<p style="text-align: center;">Did drivers behave well?</p> <ul style="list-style-type: none"> <input type="checkbox"/> Drivers backed out/turned in to driveways without looking for pedestrians <input type="checkbox"/> Drivers did not yield to people crossing in the street <input type="checkbox"/> Drivers did not yield to pedestrians waiting at crosswalk <input type="checkbox"/> Perception that drivers were speeding/driving too fast <input type="checkbox"/> Observed drivers accelerating to make it through yellow traffic lights or drivers drove through red traffic signals <p style="text-align: center;">Rating: 1 2 3 4 5 6</p>																				
<p style="text-align: center;">Were these elements available for pedestrians?</p> <ul style="list-style-type: none"> <input type="checkbox"/> Intersections with clear visibility between pedestrians and drivers <input type="checkbox"/> Availability to stop, and look left, right and then left again before crossing the street <input type="checkbox"/> Pedestrian signalization available at intersections and easy to understand and use properly <input type="checkbox"/> Transit with clearly marked bus stops and/or amenities <input type="checkbox"/> Bicycle infrastructure or clearly marked bike lanes and amenities <p style="text-align: center;">Rating: 1 2 3 4 5 6</p>																				
<table border="1" style="margin: auto; border-collapse: collapse;"> <tr> <th colspan="6">Rating Scale</th> </tr> <tr> <td style="text-align: center;">1</td> <td style="text-align: center;">2</td> <td style="text-align: center;">3</td> <td style="text-align: center;">4</td> <td style="text-align: center;">5</td> <td style="text-align: center;">6</td> </tr> <tr> <td style="text-align: center;">Awful</td> <td style="text-align: center;">Many Problems</td> <td style="text-align: center;">Some Problems</td> <td style="text-align: center;">Good</td> <td style="text-align: center;">Very Good</td> <td style="text-align: center;">Excellent</td> </tr> </table>			Rating Scale						1	2	3	4	5	6	Awful	Many Problems	Some Problems	Good	Very Good	Excellent
Rating Scale																				
1	2	3	4	5	6															
Awful	Many Problems	Some Problems	Good	Very Good	Excellent															

Walking Audit Form – Page Three

Things to look for:	What else did you experience?	What should we do?																		
<p style="text-align: center;">Did all pedestrians behave safely?</p> <p><input type="checkbox"/> People crossed at crosswalks and with traffic signals</p> <p><input type="checkbox"/> Pedestrians did not cross mid-block, without a crosswalk</p> <p><input type="checkbox"/> Pedestrians were aware of motorists and stayed clear of the motorized vehicle travel lanes</p> <p><input type="checkbox"/> People observed walked on sidewalks or roadway shoulders, against traffic</p> <p style="text-align: center;">Rating: 1 2 3 4 5 6</p>																				
<p style="text-align: center;">Was your walk pleasant and comfortable?</p> <p><input type="checkbox"/> Was there ample grass, flowers, or vegetation?</p> <p><input type="checkbox"/> Was there plenty of shade?</p> <p><input type="checkbox"/> Where there threatening or intimidating animals?</p> <p><input type="checkbox"/> Did you encounter dangerous people or behavior?</p> <p><input type="checkbox"/> Was the landscape free from debris and trash?</p> <p><input type="checkbox"/> Was the air clean and pollutant-free?</p> <p><input type="checkbox"/> Where there public resting areas, benches and/or seating available?</p> <p><input type="checkbox"/> Did you observe complementary land uses?</p> <p><input type="checkbox"/> Did transit stops have bus shelters or ample/adequate facilities and amenities?</p> <p><input type="checkbox"/> Was there good distance between cars and people?</p> <p style="text-align: center;">Rating: 1 2 3 4 5 6</p>																				
<table border="1" style="width: 100%; text-align: center; font-size: small;"> <thead> <tr> <th colspan="6">Rating Scale</th> </tr> </thead> <tbody> <tr> <td>1</td> <td>2</td> <td>3</td> <td>4</td> <td>5</td> <td>6</td> </tr> <tr> <td>Awful</td> <td>Many Problems</td> <td>Some Problems</td> <td>Good</td> <td>Very Good</td> <td>Excellent</td> </tr> </tbody> </table>			Rating Scale						1	2	3	4	5	6	Awful	Many Problems	Some Problems	Good	Very Good	Excellent
Rating Scale																				
1	2	3	4	5	6															
Awful	Many Problems	Some Problems	Good	Very Good	Excellent															

Walking Audit Form – Page Four

Additional Comments and Observations
Overall Rating
<p>Add up your ratings to see the level walkability.</p> <p>1. _____ 30 to 36: This is already a fantastic place for walking.</p> <p>2. _____ 22 to 29: This area is pretty good but has a few concerns.</p> <p>3. _____ 15 to 21: This area needs work and attention.</p> <p>4. _____ 8 to 14: This area needs a lot of work and there are many concerns.</p> <p>5. _____ 1 to 7: This area needs substantial attention and work to resolve the existing hazards and concerns.</p>

VIRTUAL APPENDIX C: EVENT EVALUATION SURVEY SUMMARY

After the event, attendees were asked to fill out an evaluation survey. The survey form can be found at: [Broward MPO Website \(to be updated\)](#).

Walking Audit Post-Event Survey Evaluation Summary

Survey ID #	Survey Questions: 1 - 5					Survey Question: 6
	Q.1	Q.2	Q.3	Q.4	Q.5	Q.6 (Comments)
1	4	5	5	4	5	
2	4	4	4	4	5	Having the police accompany the group was great but drivers were on their best behavior - which is probably not the norm.
3	5	5	5	5	5	Excellent group opportunities, wider sidewalks, rails next to steep land & grates.
4	5	5	5	4	5	
5	3	3	5	5	3	Provide a more user-response-oriented feedback form. The above options are ambiguous and provide limited feedback. The police presence in the area created a controlled environment. Need more information about location-specific implementation of Complete Streets.
6	2	5	5	4	5	Strongly support Complete Streets. Re. #1, I am a planner, so I notice things the typical pedestrian normally would not.
7	3	4	5	4	5	
8	5	5	5	5	5	
9	3	4	4	4	5	
10	5	5	5	5	5	
11	4	4	5	5	5	We saw we could use better defined crosswalks and where bus stops are located, there is no safe way to cross the road there. The bus shelters need to be updated and added to.
12	5	5	5	5	5	Excellent experience, great cross section of volunteers and staff for the walkability audit. Great job!
13	4	4	4	5	5	
14	4	4	4	4	4	More lights on sidewalks; one consistent type of sidewalk; add bike lane; make sidewalks wider; add trees -> need more shade; make crosswalks longer for ADA pedestrians; paint crosswalks different colors from roads; add more seating; add shelter to bus stop; lights on both sides of the street
15	3.5	5	5	5	5	Re. #1, As a typical pedestrian I wouldn't be walking in a large group with a safety vest and police escort.
16	4	4	5	5	5	Need wider sidewalks, with bike lanes. Shade along walkways, as well as benches. Signage on walkways as well as informing to what's in the area.
17	4	4	5	5	5	More seating areas, wider sidewalks, more trees for shadows, bus shelters, walkway between intersections not enough time to cross (group 4)
18	4	4	5	5	5	
19	5	5	5	5	5	
20	5	4	5	5	5	Keep it up! We need more audits and public participation.
21	4	4	4	4	4	
22	4	5	5	5	5	Enjoyed it, thank you.